



WATER SYSTEMS

FOR MUNICIPAL WATER & WASTEWATER APPLICATIONS



YOUR PARTNER FOR **WATER SYSTEMS**




HIGH-PERFORMANCE PUMPS

Our proven portfolio of submersible and surface pumps are designed for superior durability, efficiency and performance.



LEGENDARY MOTORS

Unrivaled performance powered by over 75 years of expertise as the world's largest manufacturer of submersible motors.



ENGINEERED DRIVES

An innovative line of starter and drive panels designed specifically for ease-of-use in water pumping applications.



Franklin Electric

Franklin Electric makes it easy to choose the right products for your water system. We collaborate with our customer partners to determine the best product solution suited for your specific application. With Franklin Electric, you have confidence in knowing our team of water system experts is here for you every step of the way.

Pumping systems in the municipal industry require extreme performance and reliability. Franklin Electric's diverse product portfolio combined with industry-leading technical support and service tools, help you save time and money. View our proven products for a wide array of municipal applications including water delivery & transfer, flood control, bypass pumping, and wastewater collection.

OUR BRANDS



PRODUCTS FOR MUNICIPAL WATER & WASTEWATER APPLICATIONS



VERTICAL
PUMPING SYSTEMS



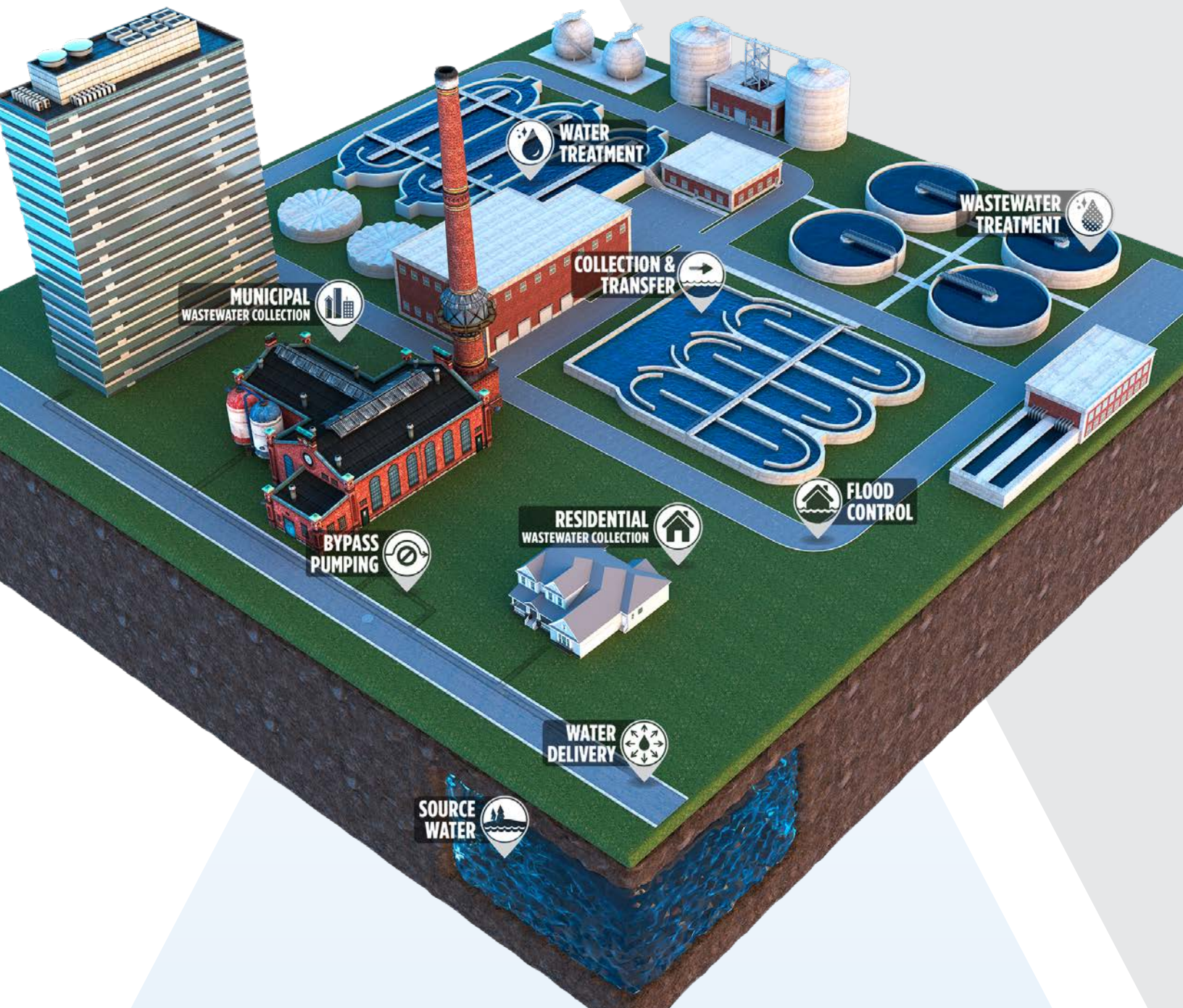
SURFACE
PUMPING SYSTEMS



WASTEWATER
PUMPING SYSTEMS



MULTI-STAGE
PUMPS & PACKAGES





VERTICAL PUMPING SYSTEMS



VERTICAL LINESHAFT TURBINES



From deep-set vertical lineshaft turbines delivering 2,500 feet of head to axial-flow turbines moving 35,000 gallons per minute, our array of pumping solutions is engineered to handle the toughest applications. Vertical lineshaft turbines are ideal for municipal applications where water supply is readily available in ponds or water wells. Plus, they come in a variety of configurations, including mixed or axial flow. Outfitted with ASTM A48 high tensile cast iron bowls, investment-cast 316 stainless impellers, and standard bronze bearings, you get superior materials for proven durability, aligned with a highly efficient broad operating range.



FST SERIES

SUBMERSIBLE TURBINES



With flows up to 22,000 gallons per minute and heads up to 2,500 feet, Franklin Electric offers a wide selection of strapped, cast iron, and cast stainless submersible turbines that help you cover almost any pumping application. Pair these products with our legendary motors and engineered drives to maximize performance beyond the pump.

SSI SERIES

SR SERIES



Classified to NSF/ANSI/CAN 61

Explore our wide array of pumping solutions classified for drinking water applications for your next project!

Scan to see our full list of classified products!



VARIABLE FREQUENCY DRIVES



Designed for variable torque applications up to 600 hp, the Cerus® X-Drive is Franklin Electric's all-inclusive drive solution. Available as a standalone drive and in multiple enclosed configurations, these panels are built to last, with every detail and component centered around your requirements.



SUBMERSIBLE MOTORS



Franklin Electric offers a complete line of submersible motors and control boxes for municipal applications including water delivery and source water pumping. Our submersible motors are built to last and come in various construction options, including high-efficiency permanent magnet motor systems for long- or continuous-run applications. Available in 4- to 12-inch sizes and up to 200 hp, our submersible motors are UL classified and NSF/ANSI-61 certified for potable water.



SUSTAINABLE SOLUTION: HIGH EFFICIENCY SYSTEMS



MagForce™ High Efficiency Systems are engineered for high performance, simple startup and incredible long-term cost savings. The advancement and use of variable speed technology within the pumping systems coupled with the benefits provided by permanent magnet motors mean engineers can trust that this sustainable solution provides cost-effective and efficiency gains, including:

- Electrical cost savings resulting from a 90% efficiency rating in the motor for an investment payback of less than two years in most long- or continuous-run applications*
- Each system is powered with a permanent magnet motor that operates at a fraction of the energy consumption of a traditional induction systems
- Systems paired with an innovative Franklin Electric engineered drive offer intuitive startup and reliable protection for submersible pumping applications

**Results based on field trial data.*





SURFACE PUMPING SYSTEMS



TRANSFER PUMPS

For times when transferring water is required, or providing a moderate pressure boost, Franklin offers a wide variety of pumps that accomplish almost any task. Whether circulating water or other liquids, Franklin's centrifugal pumps have a range of horsepower in single- and three-phase configurations to complete the job. The A Series pumps provide high-tech, non-corrosive plastic and stainless-steel construction for clean water installations without the fear of corrosion.




SINGLE-STAGE CENTRIFUGAL PUMPS

Whether pumping clear liquids or solids, these robust and highly engineered pumps offer close-coupled and frame-mounted end suction solutions for your application. Our single-stage centrifugal pumps offering ranges from 1/2 hp through 125 hp, with flows up to 2,000 gpm.



STANDARD CENTRIFUGAL & VACUUM-ASSISTED

Pioneer Pump® standard centrifugal pumps provide superior performance in a variety of high pressure, wastewater or dewatering applications. All Pioneer standard centrifugal pumps can be upgraded to a Pioneer Prime vacuum-assisted self-priming pump that delivers extreme flows with high head capability and utilizes our advanced priming system. This dry prime system is capable of rapid (50 CFM) unattended priming and operation for the ultimate in reliable performance, even in run-dry situations and suction lift applications.




RECESSED IMPELLER PUMPS



Pioneer Pump Vortex Series™ Pumps eliminate costly and disruptive downtime by passing the most challenging solids using a recessed impeller, making them ideal for applications where fluid conditioning, macerating or mix-prevention are unnecessary.

Pioneer Pump's exclusive Vortex technology is engineered to save users time by eliminating internal parts, like wear plates and chopper blades, that would otherwise have to be monitored, adjusted and replaced.



VORTEX SERIES

SELF-PRIMING PUMPS



Pioneer self-priming pumps are designed for reliable solids and clear liquids handling. After initial priming, they continue to re-prime – for low maintenance and cost-effective performance. Constructed with the best materials including standard heavy-wall ductile iron volute and 17-4 PH stainless steel shaft for durability and peace of mind.

Ideal for lift stations, the Pioneer Pump GS Series is an economical solution for high head applications with high performance demands. Offered as part of a full pumping package or as a standalone pump, the GS Series provides industry consistency in rotating assembly interchangeability and pump footprint when compared to other manufacturer models.

The Pioneer Pump GT Series is a heavy-duty self-priming pump solution for nearly any wastewater treatment, chemical processing, or municipal wastewater application. The GT Series features a larger shaft design and heavy-duty bearing frame which increases durability and allows operating at higher speeds than the industry standard for self-priming pumps.

GS SERIES



GT SERIES

REPLACEMENT ROTATING ASSEMBLY



SURFACE PUMPING SYSTEMS



DIESEL-DRIVEN PACKAGES



Pioneer Pump offers a comprehensive range of diesel-driven pump package options for fixed and portable installations. These packages are built for the toughest environments and are available with vacuum-assisted priming, self-priming and standard centrifugal pump ends. Available in sizes up to 18", Pioneer centrifugal pumps are designed to provide better flow, higher head and greater efficiency to meet your unique challenges.

Our trailer packages are Department of Transportation (DOT) compliant and have sound-attenuated enclosure options on select models. From material selection to final concept, these units are designed with your needs in mind. Each package configuration offers easy access to what matters and the convenience you need to maximize pumping profitability.

SOUND-ATTENUATED DIESEL TRAILER PACKAGE



ELECTRIC-DRIVEN PACKAGES



The Pioneer Pump ElectricPAK™ delivers more than just a modular design that can arrive on-site and startup quickly. It's also engineered from the ground up to offer a fully streamlined experience for both owners and operators.

From initial selection, to installation, to a lifetime of operation: durability and performance are built into every component. Each configured assembly includes high-performance pumps and electric motors with an optional variable frequency drive (VFD) that provides total system optimization.



ELECTRICPAK

VARIABLE FREQUENCY DRIVE PACKAGES




A variable frequency drive (VFD) on the jobsite needs to be as tough as the environment it's in. That's why we've taken the best features of our most popular VFD system and re-packaged it to withstand the demands of transport with the Pioneer Pump ElectricPAK VFD. This rugged, packaged drive solution offers a more intuitive startup experience with our SmartPrime™ touchscreen interface. You get the operating performance you need, packaged the way that works best for you: full ElectricPAK system or standalone skid.

SMARTPRIME CONTROL INTERFACE

No learning curve required: the powerful SmartPrime interface is as intuitive to use as a mobile app.

- Handle all aspects of operation from a streamlined central hub with easy-to-navigate graphics. Get fast startup and simple monitoring – eliminating the need for complex keypad setup and programming.
- Two SmartPrime mode options help operators get packages up and running with just a few touches:
 - Manual mode lets users adjust basic pump parameters using simple on-screen tools and includes analog sensor monitoring for up to four control and data variables.
 - Auto mode lets users fine tune parameters based on their specific surface dewatering telemetry: level transducers, float switches, pressure transducer or flow meter. This mode features clear graphic displays of real-time pump conditions.
- Alternative Hand Mode allows users to operate the panel with tactile push buttons and door mounted speed potentiometer. Hand mode tracks and logs alarms onto an SD card for future reference.

INTEGRATED ELECTRICPAK



**ELECTRICPAK VFD
STANDALONE SKID**





WASTEWATER PUMPING SYSTEMS



GRINDER PUMPS AND PACKAGES

FPS IGP Series grinder pumps are a reliable solution for sewage and wastewater transfer. Featuring a patented floating cutter system that holds tighter tolerances between the rotating and stationary cutters, Franklin Electric grinder pumps offer superior grinding at 414,000 cuts per minute. Our grinder pumps are ideal for the toughest residential and commercial wastewater applications, ranging from sewage lift stations to low-pressure sewer systems used with housing developments, lake communities or anywhere high vertical lift or long force mains are present.

The FPS PowerSewer® System has a more flexible, service-friendly, and efficient system for residential and commercial applications. This low-pressure sewer system is available in 60-, 72-, 84-, and 96-inch basin sizes and pumps wastewater to a collection or treatment area, making it a proven alternative to gravity sewer systems and septic tanks.



SUBMERSIBLE NON-CLOG PUMPS

FPS submersible non-clog pumps provide a rugged wastewater transfer solution for a multitude of purposes such as sewage, effluent, and general de-watering. Available in 3" or 4" options, the FPS NC Series provides a rugged, maintenance-friendly wastewater transfer solution with flows up to 610 gallons per minute.

The NC Series features a field-adjustable wear plate, eliminating the need for replaceable wear rings and reducing operational downtime. Its factory-standard dual silicon carbide mechanical seals provide up to six times longer seal life compared to traditional carbon-ceramic seals, ensuring extended pump durability and reliability. Additionally, the NC Series provides versatile solutions and adapters for retrofitting with other industry brands, simplifying system upgrades and integration.






MULTI-STAGE PUMPS AND PACKAGES



VERTICAL & HORIZONTAL MULTI-STAGE PUMPS



Franklin Electric's multi-stage centrifugal pump offering includes horizontal and vertical configurations that are ideal for municipal pressure boosting and water supply applications. These units are available in various metallurgies (cast iron, 304 stainless steel or 316 stainless steel) to satisfy your specific application requirements.



MH SERIES

BT4 SERIES

VR SERIES

PRESSURE BOOSTING SYSTEMS



Franklin Electric pressure boosting systems connect easily to nearly any commercial, industrial, or multi-residential plumbing configuration to provide an easy-to-size water pressure boosting solution.

Offering a simplified solution for a pressure boosting system, the Inline 1100 SpecPAK™ is a quiet, compact system that can be easily mounted to the floor, wall or ceiling to reduce footprint and maximize floorspace.

The VR SpecPAK™ pressure boosting system is a versatile, configurable system that meets a wide range of operational, environmental conditions and integration needs—while using high-performance motors, pumps and controls.



**1100 SPECPAK
PRESSURE BOOSTING SYSTEM**

**VR SPECPAK
PRESSURE BOOSTING SYSTEM**

APPLICATION SPOTLIGHTS



SOLVING A MUNICIPALITY'S WATER TRANSFER REQUIREMENTS

THE CHALLENGE

A pump station in Guadalajara, Mexico was tasked with pumping water from a local river dam uphill towards a water treatment facility in Miravalle. The facility is a critical part of the Guadalajara metropolitan area's infrastructure, and pumps the water required to serve nearly one million of the city's residents. The 50-year-old pumping station had been experiencing issues due to age. The facility utilized five pumps, and only one of those was fully operational. Given these demands, that pump was approaching the end of its service life. The pump was also prone to downtime due to debris entering the system. Crews were no longer able to efficiently maintain the pump – and the need for a new pump had become an emergency.

THE SOLUTION

Using FE Select, Franklin Electric's online specifying tool, the distributor configured the 42FMC vertical lineshaft turbine from Franklin Electric's FVT Series product offering. This pump offered the required 72 feet of head at 31,700 gallons per minute. Operating at 700 HP, the pump would deliver 76% efficiency at the application's duty point. The unit's enclosed impeller design would allow the pump to operate for years without adjustment – reducing the amount of maintenance the municipality was putting into servicing their current equipment. The Franklin Electric pump also offered extended performance capacity and is NSF/ANSI-61 certified for potable water. These features will help the municipality with anticipated growth and assures that the pump has been tested and validated by the most respected independent certification organizations globally.

THE RESULTS

After the installer placed the new 42" FVT Series pump, the municipality experienced immediate performance results. This overall positive experience combined with distributor support led the municipality to order a second pump. Long-term, the municipality will not only benefit from reliable performance, but also reduced service and maintenance time and increased reliability – all critical factors for the growing urban area.

HELPING A COMMUNITY ELIMINATE EFFICIENCY ISSUES

THE CHALLENGE

Servicing almost 12,000 water and sewer customers, a Texas water supply district was recording increases in calls related to pump issues. A plague of community members having bound or burnt up pumps continued to increase while also noticing a "new normal" of expecting services needs throughout the year.

THE SOLUTION

Grinding became the main concern as the current pumps, aside from the servicing issues were not efficiently grinding as it was. The FPS IGP Series grinder pumps became the main prospects as their heavy-duty shaft helps prevent the pump from binding up at the start/end of a run cycle. Franklin Electric's ability to troubleshoot issues over the phone – and their availability to be on-site quickly – made the product even more appealing as a prospective solution.

THE RESULTS

Originally utilized for known problem areas, the pumps quickly became the preferred pump for the district's grinder applications and will now be installed as needed as issues arise with the current equipment. Financially, the result has been reduced expenses due to service calls and overtime work – delivering significant ROI for the customer.





DELIVERING BIG BYPASS NEEDS ON A TIGHT SCHEDULE

THE CHALLENGE

An Indiana city utilities department was conducting needed wastewater infrastructure improvements. One specific improvement was the re-lining of approximately 2,800 linear feet of 84-inch sewer plus the construction of four new sanitary structures. Along with these needs of any plausible bypass solution, pump bypass pumps would need to accommodate normal 13-47 million gallons per day while also handling any “worst-case” scenarios including heavy precipitation. Due to operating in a residential area, the solution also required a sound attenuated enclosure rating of 69 dB(A).

THE SOLUTION

Pioneer Pump manufactured four 18-inch Sound Attenuated Diesel Pump Packages – each engineered to handle 10,800 gpm. Each of the packages were designed with sound attenuated enclosures to meet the 69 dB(A) rating and ensured no disturbance for those residents living within 20-30 feet of the pumps.

THE RESULTS

The unit performed as anticipated on the jobsite and operated continuously for over two months while the pipes were repaired. For the construction company, the skid design was especially beneficial, saving the crew days of downtime when they had to inspect the unit. The construction company also projects they'll be using these pump packages for the next 15 to 20 years, renting them out for various jobs and applications to see the full return on their investment

SANITARY SEWAGE OVERFLOWS DURING HIGH PRECIPITATION EVENTS

THE CHALLENGE

With an original infrastructure sized for only a fraction of the current population and services, a popular retirement community of over 6,500 residents began to see massive infiltration and inflow issues with their current sewage system. After multiple sewage spills, the community administration was given an ultimatum between investing in a long-term solution or facing costly fines. To accommodate the intermittent increases in volume, equipment upgrades would have to be sized for peak flows, including costly upgrades in existing submersible pumps from 25 HP to 75 HP as well as installing new Variable Frequency Drives (VFD's).

THE SOLUTION

Two Pioneer Pump sound attenuated diesel skid packages were selected to upgrade the various stations. The diesel pump packages would provide more than adequate flow and pressure to meet the historical volumes during high infiltration periods while also featuring an auto start/stop function that is triggered by a level transducer so that the main lift station does not run unnecessarily when the diesel package is running.

THE RESULTS

Most importantly, costly and hazardous sanitary sewage overflows are no longer a recurring problem for the community. These four sound attenuated diesel pump packages ensured safe levels within the water wells as they kicked into action during high precipitation events while also adding extra layers of protection for the community as they would turn on in scenarios of submersible pump failure or electrical outages.



YOUR FRANKLIN EXPERIENCE RUNS BEYOND THE PUMP

SELECT & PURCHASE

GET WHAT YOU NEED, HOW AND WHEN YOU NEED IT

Whether you need to spec an entire system or replace a single part, Franklin Electric's tools and resources put convenience, product availability and order management at your fingertips.

- **FE Select:** Size. Configure. Quote. Input your performance requirements or specs, and our industry-leading online tool will help you find the right Franklin Electric product for the job.
- **FE Direct:** Your 24/7 online resource for viewing prices and availability, ordering products, tracking orders and accessing your account's details. Do business with Franklin Electric at your own pace whenever it's convenient—even from your smartphone. **For Franklin Electric distribution partners only.*



TRAINING & EDUCATION

STRENGTHEN YOUR TEAM — AND THEIR KNOWLEDGE

Get your team up and running or enhance their skills. Online, in-person—on-site or off. Our educational tools are designed for a variety of learning needs.

- **On-Demand Learning:** Visit FranklinTECHOnline.com and sign up to learn about products and industry best practices. Webinars are also available for both live and on-demand viewing.
- **On-Site Training:** We come to you! Whether in a classroom or with our Mobile Training Facility, our Franklin Electric experts are equipped to provide information and hands-on demonstrations on our products.



SERVICE & SUPPORT

HANDS-ON ADVICE THAT KEEPS YOU UP AND RUNNING

Franklin Electric's dedicated support teams are known throughout the industry for their commitment to getting you the answers you need—in the field, over the phone or online.

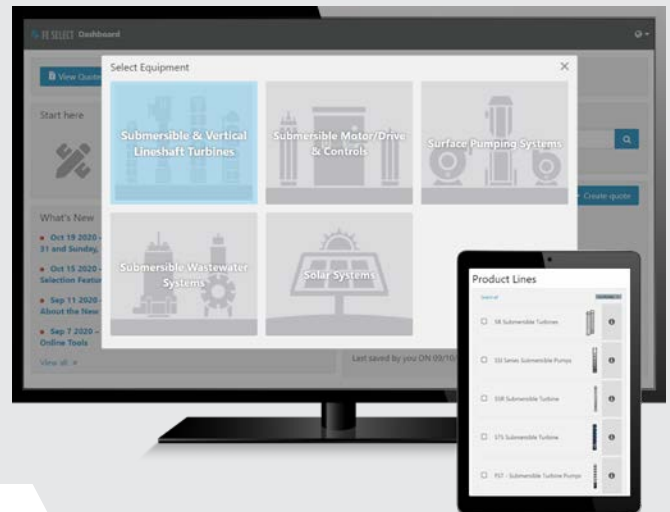
- **On-site Field Service:** When you work with Franklin Electric, you have access to the industry's leading Technical Support professionals and Field Service Engineers located throughout the nation to assist you with on-site troubleshooting and other service needs.
- **Technical Support Team:** Help is a phone call away. With decades of collective industry experience, our team is made up of real people, offering real answers, in real time. For answers to your water systems questions, contact our technical support team by phone at **1-800-348-2420** or email at techsupport@fele.com.
- **Mobile Apps:** Discover intuitive support for your technical needs, from accessing motor specifications and calculators to monitoring, assisted setup and troubleshooting select Franklin Electric drives and protections. Our apps are now available on Google Play and the App Store.



FE SELECT

FIND THE RIGHT PUMP FOR THE JOB

With so many pumping system options, it can take time to pinpoint the solution that will work best for your project. FE Select can help you optimize a system for its unique needs. If you are new to this tool, learn more about how its key features can work for you in simplifying the selection and quotation process:



FE Select is Franklin Electric's industry-leading online tool that allows you to easily size, configure, price and quote systems. This digital tool allows you to input your performance requirements or specs, such as water flow and head requirements, input voltage and other electrical considerations, and generate a quote that includes downloadable assets including performance curves, dimensional drawings, and detailed specifications of components. The result is faster quoting and a more streamlined process for you and your customers.

SCAN & START SELECTING



FE SELECT USA



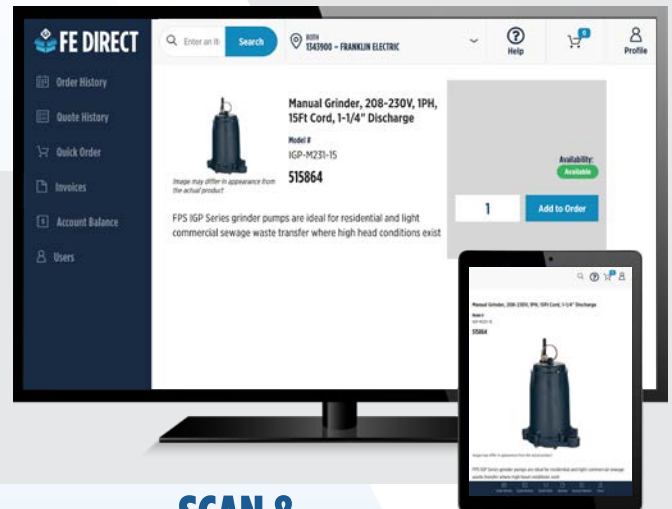
FE SELECT CANADA



FE DIRECT

GET WHAT YOU NEED, WHEN YOU NEED IT

With FE Direct, you can easily do business with Franklin Electric 24/7 from your computer, tablet or smartphone. With smart tools and anytime access, you can get things done on your schedule – to help you grow your business. If you haven't tried FE Direct yet, here's how the tool enhances your experience:



SCAN & START HERE



FE DIRECT

With FE Direct, you can easily do business with Franklin Electric 24/7 from your computer, tablet or smartphone. Use FE Direct to view net pricing details and product availability including in-stock status, place and track orders at any time, submit warranty claims and access Return Material Authorization (RMA) documents quickly. With smart tools and anytime access, you can get things done on your schedule –to help you grow your business.

Franklin Electric is a global leader in the manufacturing and distribution of products and systems focused on the movement and management of water. We offer pumps, motors, drives, and controls for use in a wide variety of agricultural, commercial, industrial, municipal, and residential applications.

Connect with Us!

